



**GLASS AND ALUMINIUM DOORS
COMPATIBILITY CHART**


FINISHES - Compatibility between glass finishes and aluminium frame colours

		CHAMPAGNE	BRONZE	TOBACCO	WHITE RAL 9010	ALUMINIUM	KEY
							
SMOKED							 Sliding door single glass ECLISSE Syntesis Collection
SATIN SMOKED							 Sliding door double glass ECLISSE Syntesis Collection
REFLEX SMOKED							 Hinged door single glass ECLISSE Syntesis Collection
BRONZE							 Hinged door double glass ECLISSE Syntesis Collection
SATIN BRONZE							 Hinged door double glass ECLISSE Syntesis Collection
REFLEX BRONZE							 Hinged door double glass ECLISSE 40 Collection
TRANSPARENT EXTRA CLEAR							
SATIN EXTRA CLEAR							
MIRRORED*							

* For single glass sliding doors the MIRROR finish is double-sided. For single door hinged doors it is single-sided on the flush side, painted black on the other side.

HANDLES - Available finishes match the frame of choice

SLIDING DOORS



For single-glazed sliding door
WITHOUT LOCK (**standard**)



For single-glazed sliding door
WITH THUMB TURN



For double-glazed sliding door
WITHOUT LOCK (**standard**)



For double-glazed sliding door
WITH THUMB TURN

HINGED DOORS




For single and double-glazed hinged door - **ZANTE**
WITHOUT LOCK



WITH THUMB TURN



For double-glazed hinged door - **ECLISE 40+one**
WITHOUT LOCK



WITH THUMB TURN




Plate supplied as standard in the same finish as the aluminium frame

